

Power. Driven.




**Taking more people to their game...
and job...than any other battery.**



Crown Battery. The true power in golf. People responsible for equipment performance know that Crown Deep Cycle Batteries out-perform all others and are considered the real **Power in Golf**. Literally. Because playing hard, or working hard, requires a heavy-duty battery that can take it.

Delivering power at your command...
and performing longer at a lower cost than most competitors. In today's competitive world no one can support deep cycle battery users better, and in turn, deliver the continued quality, heavy-duty construction and service that is the trademark of Crown Battery.

The Power Behind Performance



Crown Heavy-Duty Deep Cycle Batteries.

Heavy-Duty Construction & Performance. The True Power in Golf.

• Heavy-Duty Construction

Crown deep cycle batteries combine advanced features such as high-performance plates and solid-cast connections to deliver more machine uptime, less maintenance and greater charging efficiency.

• Tough Connectors

Machine burned, heavy-duty TTP (through-the-partition), COS (cast-on strap) and terminal post connectors deliver maximum efficiency and durability.

• Polypropylene Case & Cover

Durable container design includes a removable handle feature for easy installation and safe handling.

• Anchor-Molded Terminal

Crown golf batteries molded-in-cover terminal affords superior durability, problem-free installation and best-available corrosion protection to deliver maximum productivity and safe handling.

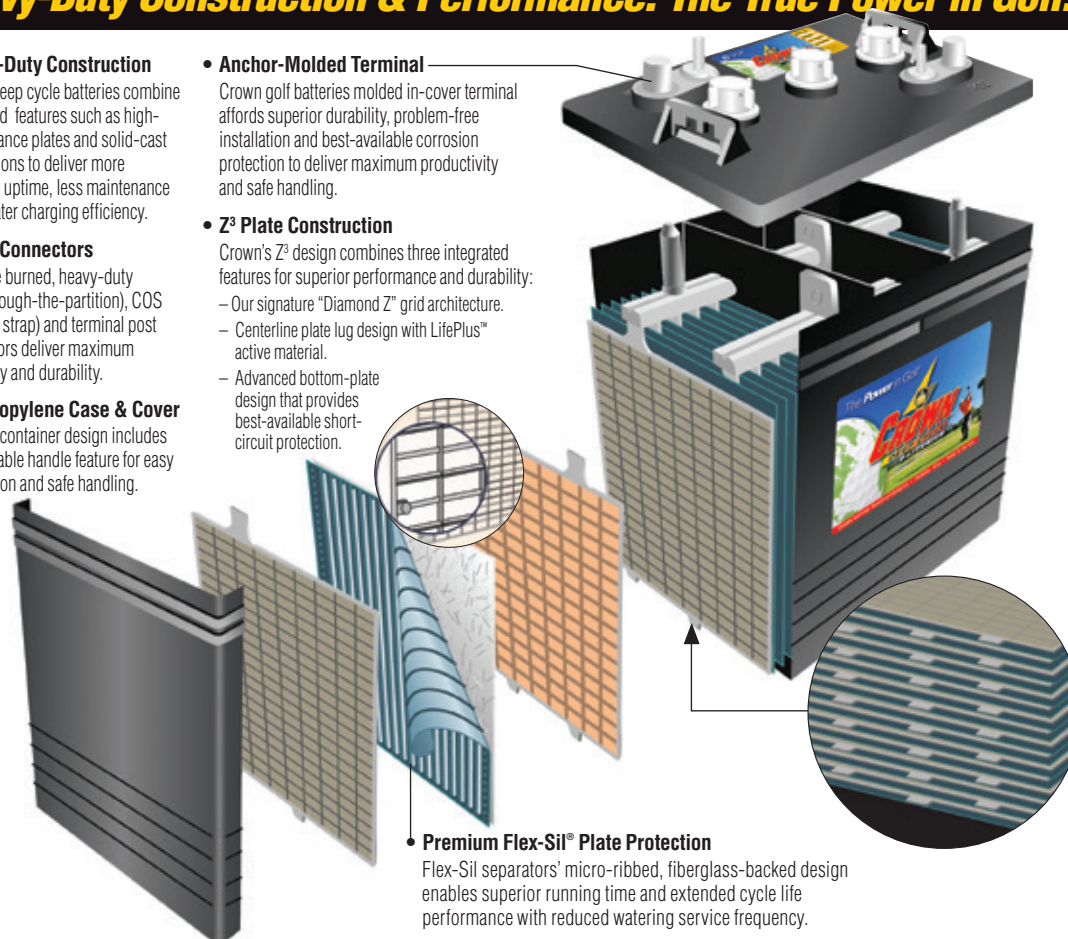
• Z³ Plate Construction

Crown's Z³ design combines three integrated features for superior performance and durability:

- Our signature "Diamond Z" grid architecture.
- Centerline plate lug design with LifePlus™ active material.
- Advanced bottom-plate design that provides best-available short-circuit protection.

• Premium Flex-Sil® Plate Protection

Flex-Sil separators' micro-ribbed, fiberglass-backed design enables superior running time and extended cycle life performance with reduced watering service frequency.



CR-205



CR-220



CR-235



CR-260

With optional spin vent component



CR-165



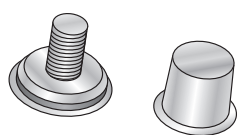
CR-GC155

Battery Specifications

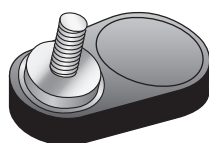
BCI Group	Model Description	Item Number	Volts	Electrical Capacity			Inches			Millimeters			Product Footnotes
				20 Hr Amp Hour	5 Hr Amp Hour	RC Minutes	L	W	H	L	W	H	
COMMERCIAL DEEP CYCLE BATTERIES													
GC2	CR-205	D06205	6	205	170	105 / 75A	10.25	7.06	10.94	260	179	278	DIJL
	CR-220	D06220	6	220	180	110 / 75A	10.25	7.06	10.94	260	179	278	DFIJL
	CR-235	D06235	6	235	190	125 / 75A	10.25	7.06	10.94	260	179	278	DFIJL
	CR-240	D06240	6	240	195	135 / 75A	10.25	7.06	10.94	260	179	278	DFIJL
GC2H	CR-260	D06260	6	260	215	150 / 75A	10.25	7.06	11.63	260	179	295	DFIJL
GC8	CR-150	D08150	8	150	123	90 / 56A	10.31	7.06	10.82	262	179	275	FIJL
	CR-165	D08165	8	165	140	117 / 56A	10.31	7.06	10.82	262	179	275	FIJL
	CR-190	D08190	8	190	155	135 / 56A	10.31	7.06	10.82	262	179	275	FIJL
GC12	CR-GC150	DGC150	12	150	123	103 / 56A	12.92	7.06	10.53	328	179	267	DFIJL
	CR-GC155	DGC155	12	155	125	110 / 56A	12.92	7.06	10.53	328	179	267	DFIJL

Available Terminals

Standard Type



Type S



Key

D = Standard Terminal (Dual Automotive / Stainless Threaded Terminal)

F = Stainless Steel Threaded Stud Terminal

I = Cover with Individual Vent Caps / Spin Vent Option Available

J = Battery Fitted with Handle or Lifting Lug

L = Antimony Alloy Construction: Low Maintenance Service

The Power Behind Performance



1445 Majestic Drive | P.O. Box 990
Fremont, OH 43420-0990 USA

+1-419-334-7181 | Fax +1-419-334-7124

www.crownbattery.com

sales@crownbattery.com